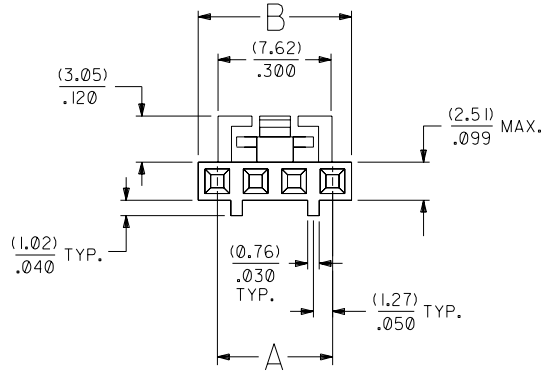


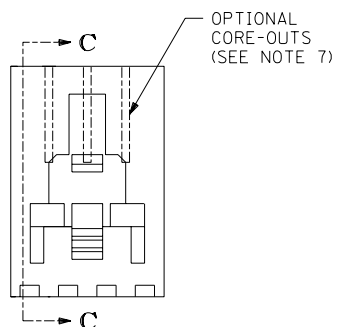
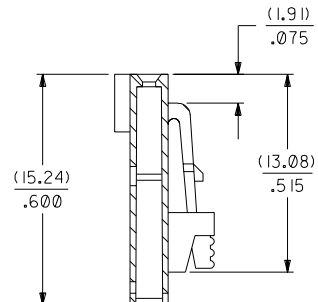
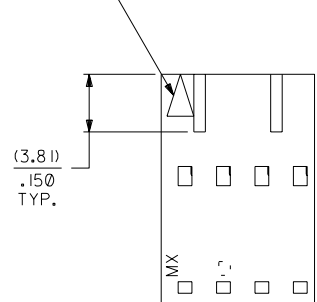
NOTES:

1. MATERIAL: G.F. POLYESTER, 94V-0, COLOR: BLACK
2. HOUSING MAY BE USED WITH TERMINAL NUMBERS 70058 AND 71851.
3. REFER TO CHART FOR AVAILABLE CIRCUIT SIZES.
4. HOUSINGS TO BE USED WITH (0.64)/.025 SQUARE OR ROUND PINS.
5. HOUSINGS ARE STACKABLE END-TO-END ON (2.54)/.100 CENTERS.
6. REFER TO MOLEX PRODUCT SPECIFICATIONS PS-70058, PS-71851, AND MOLEX APPLICATION SPECIFICATION SD-70400.
7. PARTS MAY OR MAY NOT BE SUPPLIED WITH EXTERIOR CORE-OUT CONFIGURATION. REFER TO MOLEX DRAWING NUMBER SD-70066-**** FOR OPTIONAL HOUSING DETAILS.
8. DIMENSIONS ARE SHOWN FOR REFERENCE ONLY.
9. PACKAGE PER PK-70066-100.

CKT. SIZE	EDP. NO.	ENG. NO.	A ± (0.10) -.004	B MAX.
2	50-57-9402	70066-0176	(2.54) .100	(5.05) .199
3	50-57-9403	70066-0177	(5.08) .200	(7.59) .299
4	50-57-9404	70066-0178	(7.62) .300	(10.13) .399
5	50-57-9405	70066-0179	(10.16) .400	(12.67) .499
6	50-57-9406	70066-0180	(12.70) .500	(15.21) .599
7	50-57-9407	70066-0181	(15.24) .600	(17.75) .699
8	50-57-9408	70066-0182	(17.78) .700	(20.29) .799
9	50-57-9409	70066-0183	(20.32) .800	(22.83) .899
10	50-57-9410	70066-0184	(22.86) .900	(25.37) .999
11	50-57-9411	70066-0185	(25.40) 1.000	(27.91) 1.099
12	50-57-9412	70066-0186	(27.94) 1.100	(30.45) 1.199
13	50-57-9413	70066-0187	(30.48) 1.200	(32.99) 1.299
14	50-57-9414	70066-0188	(33.02) 1.300	(35.53) 1.399
15	50-57-9415	70066-0189	(35.56) 1.400	(38.07) 1.499
16	50-57-9416	70066-0190	(38.10) 1.500	(40.61) 1.599
17	50-57-9417	70066-0191	(40.64) 1.600	(43.15) 1.699
18	50-57-9418	70066-0192	(43.18) 1.700	(45.69) 1.799
19	50-57-9419	70066-0193	(45.72) 1.800	(48.23) 1.899
20	50-57-9420	70066-0194	(48.26) 1.900	(50.77) 1.999
21	50-57-9421	70066-0195	(50.80) 2.000	(53.31) 2.099
22	50-57-9422	70066-0196	(53.34) 2.100	(55.85) 2.199
23	50-57-9423	70066-0197	(55.88) 2.200	(58.39) 2.299
24	50-57-9424	70066-0198	(58.42) 2.300	(60.93) 2.399
25	50-57-9425	70066-0199	(60.96) 2.400	(63.47) 2.499

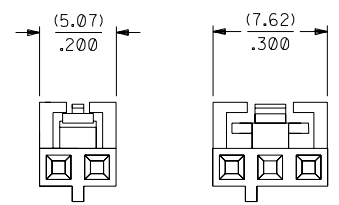


CIRCUIT NO. 1 IDENTIFICATION



SECTION C-C

OPTION "G"



LATCH AND POLARIZATION RIB LOCATION

4 THROUGH 25 CIRCUIT HOUSINGS ARE AS SHOWN IN MAIN BODY OF DRAWING

DIMENSIONS SHOWN (METRIC) INCH UNLESS OTHERWISE SPECIFIED TOLERANCES: ANGULAR ± 1/2°		MFG. SH. REV.	
3 PLACE ± .007 2 PLACE ± ± 0.18 1 PLACE ± ±		REVISIONS ONLY ON CAD SYSTEM	
DRIFT WHERE APPLICABLE MUST REMAIN WITHIN DIMENSIONS		TITLE HOUSING, CONNECTOR (2.54)/.100 GRID STACKABLE SINGLE ROW	
DRWG. BY RS APP'D. BY RL		PART NO. SEE CHART SD-70066-0176-0199	
LTR. REVISIONS		DATE 03/28/86	
LTR. REVISIONS		THIS DRAWING CONTAINS INFORMATION THAT IS PROPRIETARY TO MOLEX INC. AND SHOULD NOT BE USED WITHOUT WRITTEN PERMISSION.	